

ultraSpot Aktiv bevægelsesdetektor

Funktion:

ultraSpot er en trådløs aktiv detektor, der måler bevægelse i nærområdet. Når detektoren aktiveres afsendes der alarm. Der afsendes maksimalt én alarm hvert minut.

Detektoren er designet til overvågning af bevægelse i små rum som montre, kabiner og skabe.

Enheden kan forsynes med et internt batteri eller et større eksternt batteri.

Montering:

ultraSpot skal placeres så højt som muligt. Helst således, at antennen ikke er "gemt" bag metal eller armeret beton. Dette mindsker rækkevidden væsentligt.

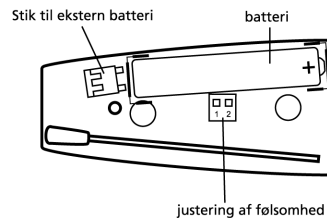
Detektoren monteres vha. dobbeltklæbende tape eller tilhørende holder, således den peger mod det område, der skal overvåges. Man skal sikre sig, at detektoren står/hænger frit. Der må altså ikke være genstande umiddelbart foran detektoren. Ligeledes skal man være opmærksom på bevægelse af løse genstande f.eks. stof eller papir. Disse genstande kan få detektoren til at aktivere.

Bemærk at ultraSpot skal have stået i ro uden bevægelse i op til 8 minutter for at opnå fuld følsomhed.

Service og vedligeholdelse:

Hver 6. måned bør det undersøges om detektoren kan aktiveres. Dette gøres ved at foretage en bevægelse i få sekunder foran detektoren. Bagefter undersøges det, om der er kommet alarm fra detektoren på den centrale enhed.

Virker detektoren ikke, udskiftes batteriet. Hjælper dette ikke, udskiftes hele detektoren. Senderens interne batteri udskiftes ved at løsne skruen bag på senderen. Batteriet løsnes forsigtig. Herefter isættes det nye batteri. Vær opmærksom på, at batteriet skal placeres, så det ikke kommer i klemme ved påmontering af låg.



Det er muligt at justere detektorens følsomhed. Dette gøres vha. de 2 switche på printet. Der er 4 niveauer, der indstilles på følgende måde:

DIP 1	ON	OFF
	Stor følsomhed	Lille følsomhed
DIP 2	ON	OFF
	Store rum	Små rum

I praksis indstilles følsomheden ved at fjerne frontdækslet på detektoren. Detektoren placeres herefter på det ønskede sted. Følsomheden afprøves ved en alm. aktivering.

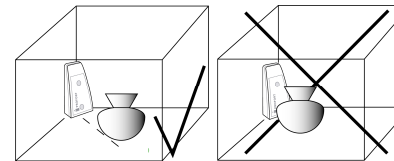
Specifikationer:

Størrelse:	95 x 47 x 24 mm
Vægt inkl. internt batteri:	50g
Radius af trådløst signal 868MHz:	Op til 1000m ved udendørs måling.
Detektorafstand af ultralyd:	5 meter
Spændingsforsyning:	Batteri
Levetid for internt batteri:	Ca. 18 mdr.
Temperatur:	±10° - +50° Celsius

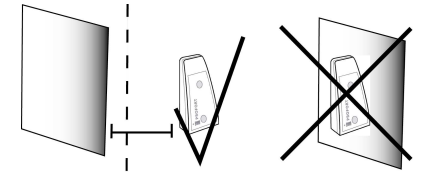
Dele og tilbehør:

Detektor, 868MHz:	Profort nr. 007580
Internt batteri:	Profort nr. 007307

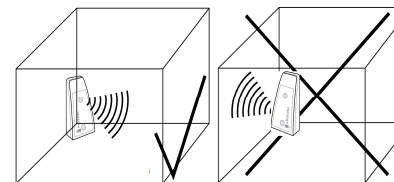
Generelle retningslinjer



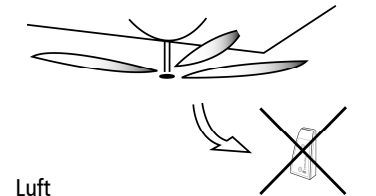
Afstand



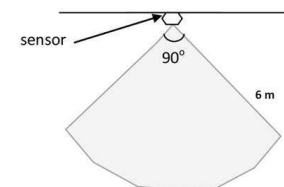
Metal, armeret beton

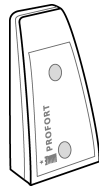


Retning



Luft





ultraSpot
Active movement detector

Function:

ultraSpot is a wireless active detector, which measures the movement in the close proximity. When the detector is activated an alarm is registered. A maximum of one alarm is registered per minute.

The detector is designed to monitor the movement in small rooms such as showcases, cabins and closets.

The unit can be supplied with an internal battery or a large external battery.

Assembly:

ultraSpot must be placed as high as possible. Preferably so that the antenna is not "hidden" behind metal or reinforced concrete. This considerably limits the reach of the antenna.

The detector is installed by means of double-sided tape or the corresponding bracket on the wall, so that it points at the area, which is to be monitored.

You must make sure that the detector is placed or is hanging freely. No objects must be placed directly in front of the detector. Also make sure that the movement of loose objects, e.g. fabrics or paper. These objects may activate the detector.

Notice that ultraSpot must stand for up to 8 minutes without any movement in front of it in order to achieve optimal sensitivity.

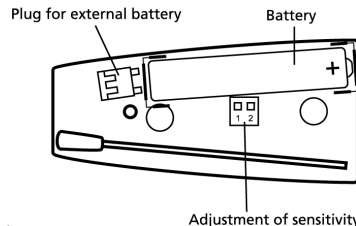
Service and maintenance:

Every 6 month a check must be made whether or not the detector can be activated.

This can be done by making a movement for some seconds in front of the detector.

Then it must be checked whether an alarm has been registered from the detector on the central unit. If the detector doesn't work the battery is exchanged. If it still doesn't work, the entire detector is exchanged.

The detector's battery is exchanged by loosening the screw at the back of the detector. The battery is loosened carefully. Hereafter the new battery is put in. Note that the battery must be placed so that it is not squeezed when the cover is installed.



It's possible to adjust the detector's sensitivity. This is done by settings of the 2 switches on the printboard. There are four levels of adjustment:

DIP 1	ON	OFF
	Max. sensitivity	Minor sensitivity
DIP 2	ON	OFF
	Large rooms	Small rooms

In praxis the sensitivity is adjusted by removing the front cover of the detector. The detector is then placed in the wanted position on the spot where it shall be used. The sensitivity is then tested by activating.

Specifications:

Dimensions:	95 x 47 x 24mm
Weight incl. internal battery:	50g
Radius of wireless signal:	Up to 1000m by exterior measurement.
Detector distance of ultrasound:	Up to 5m
Power supply:	Battery
Internal battery life span:	Approx. 18 months
Temperature:	Minus 10° to plus 55° Celsius

Spare parts and accessories:

Detector 868MHz:	Profort number 007580
Internal battery:	Profort number 007307

General Guidelines

