

climaSpot

Overvågning af temperatur og luftfugtighed



Funktion:

climaSpot er en trådløs detektor med 1 indbygget temperaturføler og 1 indbygget fugtighedsmåler. climaSpot benyttes udelukkende til at overvåge temperatur og luftfugtighed. Hvert 4. minut sender climaSpot den aktuelle temperatur og luftfugtighed, og disse tal bliver logget i den centrale enhed.

climaSpot forsynes med et 3V lithium batteri.

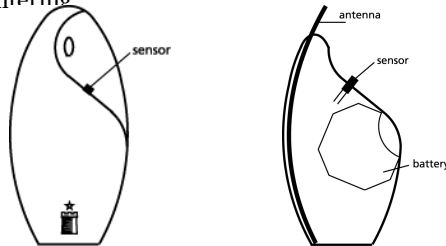
NB! climaSpot giver ikke generel alarm eller sabotage. Dog sendes alarm ved lav batteri.

Montering:

climaSpot monteres i det lokale eller den montre, hvor måling skal foretages. climaSpot skal placeres så højt som muligt. Helst således, at den interne antenne ikke er "gemt" bag metal eller armeret beton, da dette mindsker rækkevidden væsentligt.

climaSpot monteres ved en gennemgående skrue eller ved hjælp af dobbeltklæbende tape. Skruen bores igennem det ovale hul og skrues fast.

NB! Følehedet sidder lige under det ovale hul, derfor vær forsigtig ved montering



Service og vedligeholdelse:

Hver 6. måned bør det undersøges, om climaSpot's sendeforhold er optimale. Dette gøres i den centrale enheds systemovervågning ved at tjekke antal signaler, climaSpot har afgivet, samt GSM-signalstyrken. Denne skal være over 25%.

Hvis signalstyrken er under 25%, bør de fysiske rammer, der kan forringe signalstyrken, reguleres. Samtidig tjekkes, at den centrale enhed kører med batteriovervågning, således at systemet modtager en advarsel, når batteriet er lavt.

For at se om climaSpot fungerer gøres ved at tjekke, om tal på målinger hvert 4. Minut bliver registreret i systemets logbog. Bør foretages ved enhver mistanke om sendesvigt. Vær opmærksom på, at climaSpot skal være registreret som "overvåget" i systemet, hvis systemet skal give advarsel ved batterisvigt.

Virker climaSpot ikke, udskiftes batteriet. Hjælper dette ikke, udskiftes hele detektoren.

Batteriet udskiftes ved at løsne de 2 skruer bag på climaSpot. Batteriet løsnes forsigtigt med fingrene. Herefter isættes det nye batteri. Vær opmærksom på, at batteriet skal placeres, således at det ikke kommer i klemme, når låget sættes på igen. Batteriet skal vende med +pol op imod batteri clips. Vær opmærksom på, at antennen ikke kommer i klemme.

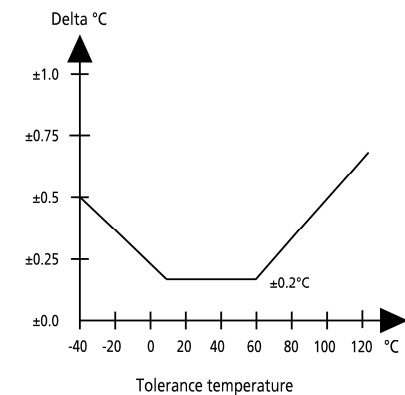
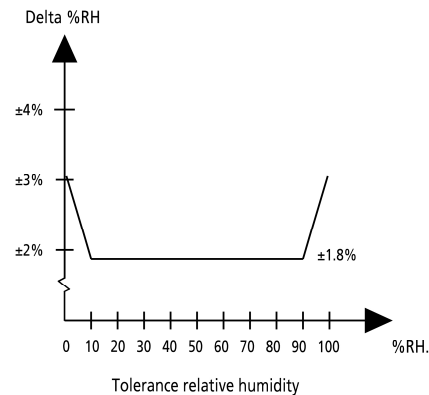
Bemærk: Ændres de klimatiske forhold omkring climaSpot væsentligt, eksempelvis hvis detektoren flyttes, eller hvis en dør åbnes, skal der gå ca. 10 min., førend måleresultatet er pålideligt, da sensorerne først skal falde til ro.


Specifikationer:

Størrelse:	79 x 39 x 9 mm
Vægt inkl. internt batteri:	25 g
Radius af trådløst signal:	Op til 1.000 m ved udendørs måling.
Spændingsforsyning:	Batteri 3V
Batterilevetid:	ca. 3 år.
Temperatur:	±10° - +55° Celsius.

Nøjagtighed:

Fugtighed:	I intervallet 10-90%
+/- 1,8%	I intervallerne 10% og 90-100%
+/- 3%	
Temperatur:	I intervallet 10-55°C
+/- 0,2°C	I intervallerne ±10-+10°C
+/- 0,25°C	





climaSpot

Monitoring of temperature and humidity

Function:

climaSpot is a wireless detector with 1 built-in temperature probe and 1 built-in probe for measuring humidity. climaSpot is applied exclusively to monitor temperature and humidity. Every 4 minute climaSpot sends the actual temperature and humidity, and these data will be logged in the central unit.

climaSpot is supplied by a 3V lithium battery.

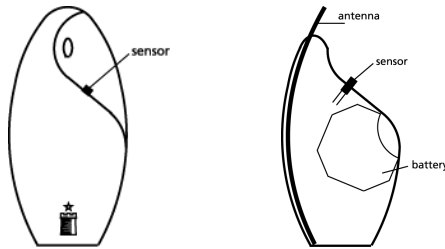
NB! climaSpot doesn't give a general alarm or sabotage. But climaSpot sends an alarm in case of low battery power.

Assembly:

climaSpot is placed in the room or showcase where it should measure the temperature. climaSpot must be placed as high as possible. Preferably in a way that the antenna is not "hidden" behind metal or reinforced concrete. This considerably limits the reach of the antenna.

climaSpot is installed by means of a screw going the whole way through the oval hole or by means of double-sided tape.

NB! The sensor is placed just below the oval hole, therefore be careful when mounting the detector.



Service and maintenance:

Every 6 months a check must be made to see if climaSpot's transmission conditions are optimal. This is done in the supervision facility of the central unit by checking the amount of signals sent by climaSpot, and the GSM signal strength. The GSM signal strength must not be less than 25%.

If the signal strength is less than 25% the physical conditions having an impact on the signal strength must be regulated. Simultaneously it must be

checked that the central unit monitors the battery supply, so that the system receives a warning in case that the battery is about to expire.

To see if climaSpot functions it is necessary to check that the signals per minute of measuring are actually logged in the system. This must be done if there is any suspicion of transmission failure. Be aware that climaSpot has to be registered as "surveilled" in the system in order for the system to give a battery warning.

If climaSpot doesn't function the battery must be changed. If this doesn't help, replace the entire detector.

The battery is changed by loosening the 2 screws at the back of climaSpot. The battery is loosened carefully using the fingers. Hereafter insert a new battery. Be aware that the battery must be placed in a way that it is not squeezed when the cover is installed. The battery must be turned with the +pol towards the battery clips. Take care that the antenna is not damaged.

Notice: If the surroundings around climaSpot are suddenly changed, for instance if the detector is moved or if a door opens, approx. 10 min. must pass before the measuring result is reliable because the sensors need to calm.

Specifications:

Dimensions: 79 x 39 x 9mm
 Weight incl. internal battery: 25g
 Radius of wireless Signal of 868MHz: Up to 1,000m by exterior measurement.
 Power supply: Battery 3V
 Battery life span: Approx. 3 years
 Temperature: $\pm 10^{\circ}$ - $+55^{\circ}$ Celsius.

Accuracy:

Humidity: $\pm 1,8\%$ Within the interval 10-90%
 $\pm 4\%$ Within the intervals 0-10% and 90-100%
 Temperature: $\pm 0,2^{\circ}\text{C}$ Within the interval 10-55 $^{\circ}\text{C}$
 $\pm 0,25^{\circ}\text{C}$ Interv. $\pm 10-10^{\circ}\text{C}$

